


PRASA PROJECT

SELF INSPECTION SHEET

CONFIDENTIAL INFORMATION

This document and the information contemplated therein have to be considered as Confidential Information pursuant to the provisions of Clause 25 of the MSA, and treated as such.

APPLICATION REFERENCE

MOUNTING	DESCRIPTION	STATION	CAR TYPE						WORK INSTRUCTION	SAFETY ? 
			TEL	M4	M1	M2	M3	TC2		
<input checked="" type="checkbox"/>	DTR3-PROCE-18	EXTERNAL WATERTIGHTNESS	TS1010	X	X	X	X	X	PRA.TS1010.04	YES
<input type="checkbox"/>										
<input type="checkbox"/>										
<input type="checkbox"/>										
<input type="checkbox"/>										
<input type="checkbox"/>										
<input type="checkbox"/>										

REV	DATE	MODIFICATION CONTENT	RESPONSIBLE	NAME	DATE
0	2017/06/17	ACCORDING TO IND-SAL-PRS-FRM-056_REV 01 (LAPA)	APPROVER	THABISO KOMAKO	2017/07/30
			CHECKER	TANUSS MARCONDES	2017/07/30
			COMPILER	ZANELE NOCELA	2017/07/11

TUE	CAR	OPERATOR NAME	DATE	SELF INSPECTION NUMBER	PAGES
TS212	ALL CARS	SIAWKGMBB Nampumelelo Genevieve Tringard	12/03/2024	SI.TS1010.56	01/06



SELF INSPECTION INDUSTRIAL QUALITY

Rev.
00
Date
30/07/2017

Proj:
PRASA

SI.TS1010.56

Car:

NCR:

Work station:

TS1010



Safety Related

Number of Car (Customer):

I - Documentation and Instruments Control

I.1 - Documentation Control

Document	Type of car						Revision	Observation			Signature/Date
	TS	SE	SE	SE	SE	SE					
PRA.TS1010.04										N/A	

I.2 - Instruments Control

Monitoring and Measuring Instrument Control - Used for Special Process					
Instruments	Serial Number	Calibration or Verification			Signature/Date
		Validation Date			

II - Self Inspection - Items to Check

II.1 - Items to check

Item	Picture/Drawing	Description	Acceptance criteria / Record				Signature/Date
01		Assembly according drawing or complementary documentation approved by GIBELA engineering Parameters of the record: 1. Water pressure: Specified: Minimum 4 ± 1 / -0.5 bar. Found: <u>4</u> bar 2. Exposure time: Specified: 20 minutes Attendance: <u>20</u> minutes	There is no water retention in the roof or underframe. In any case, it shall be checked that there's a clear drainage path on the roof to evacuate the water after the test.	OK			 12/03/2014
02		After the test check watertightness of the box Is the box leakage free? NOTE: If there are leakage points detected, it must be recorded in the table and indicated with its location in figures below (Pg 02; 03). Provide the correction of points and then re-test, according to item 5.2 of the Test Procedure. Not occurring points leakage, annual fields of item 11	There is no water retention in the roof or underframe. In any case, it shall be checked that there's a clear drainage path on the roof to evacuate the water after the test.	OK			 12/03/2014

SELF INSPECTION INDUSTRIAL QUALITY

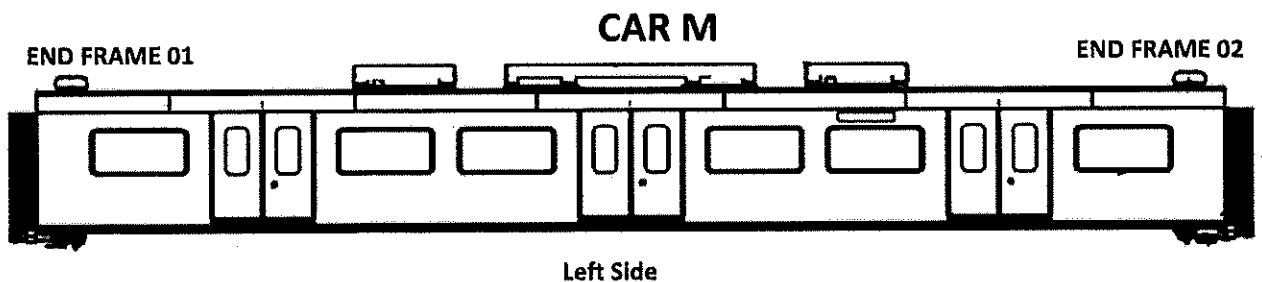
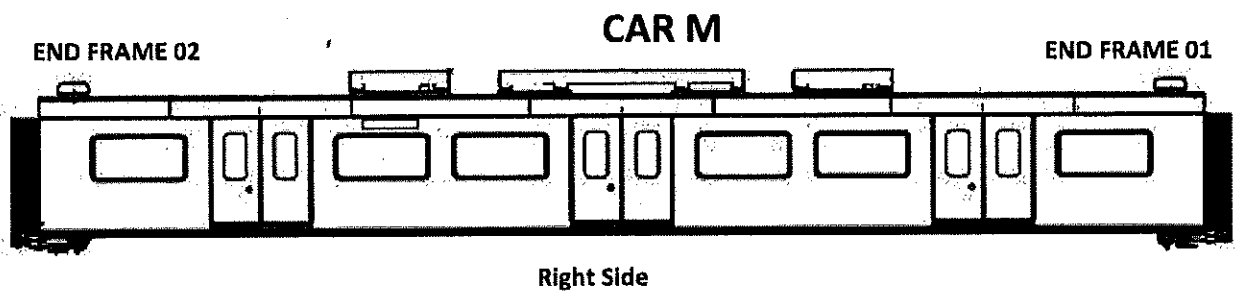
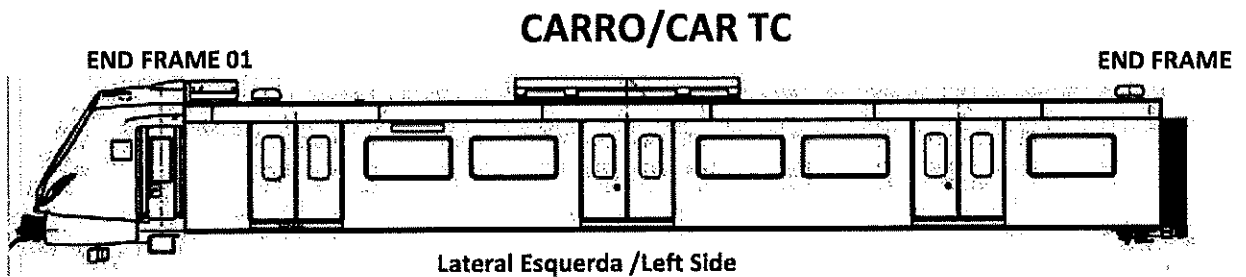
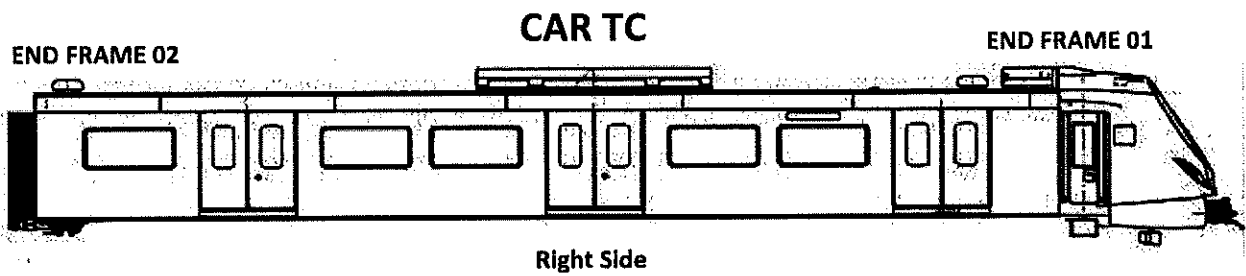
Rev.
00
Date
30/07/2017

Proj:
PRASA

SI.TS1010.56


03	-	Windows	There must be no water leakage between the structure and the window	OK		S.S. 15.08 12/03/2024 AJA GJ
04	-	Hvac	There must be no water leakage between the structure, supports, corrugation and drains	OK		S.S. 15.08 12/03/2024 AJA GJ
05	-	Sidewall	There must be no water leakage between the structure, window and doors	OK		S.S. 15.08 12/03/2024 AJA GJ
06	-	Roof	There must be no water leakage between the air extractor, corrugation, antennas and passage of cables	OK		S.S. 15.08 12/03/2024 AJA GJ
07	-	Air extractor	There must be no water leakage between the plate and support air extractor.	OK		S.S. 15.08 12/03/2024 AJA GJ
08	-	End frames	There must be no water leakage between the end frame and gangway.	OK		S.S. 15.08 12/03/2024 AJA GJ
09	-	Cabin junction	There must be no water leakage between the cabin, sidewall and roof	OK		S.S. 15.08 12/03/2024 AJA GJ
10	-	Windscreen	There must be no water leakage between the Windscreen and the mask.	OK		S.S. 15.08 12/03/2024 AJA GJ

Item	Ref. Package	Description Package and correction of action	Ref.	Signature/Date
11				



TC


END 1



END 2

M1 & M2


END 1



END 2

M3 & M4

END 1



END 2



SELF INSPECTION INDUSTRIAL QUALITY

Rev.
00
Date
30/07/2017

Projet:
PRASA

SI.TS1010.56

II.2 - Check List REX

Check List Items (Attached)					
Item	Picture/Drawing	Description	Criteria/Record		Signature/Date
01	N/A	To complete REX	There should be no pending items in the REX		

Self Inspection - Final Result

"Is the car good to advance to the next workstation/process? (Approval of Operations Manager/Team Leader and Industrial Quality)"				DATE	NAME	SIGNATURE
HOLD POINT		If activities are not complete, the missing activities must not impact the next stage!		26/3/2017	Pulemy Operations Manager Zwane	
		Every auto inspection performed conforms to specification or in case of discrepancy the same is approved by the competent party.)		26/3/2017	Sirethamba Quality Technician Kampumetelo Gerane	
		There are activities pendings that impact/stop the activities of the next process Obs: (To describe problems below)			Operations Manager	
		There are non-conformities impact the quality of the product and there is no corrective action defined yet.			Quality Technician	

In case of "NO GO", describe problems:

In case of "NO GO", the operations manager must define below action plan to ensure "GO":

Item	Description	Action	Responsible	Due Date	Status

Operations Manager/ Team Leader

Quality Manager/ Team Leader